

*Turn your day ahhh...round!*





## THE PERFECT THERAPY

**Hydrotherapy** to this day is the only recognized treatment that works as a *natural pain reliever*. In cases of joint problems and people with more severe disabilities, **hydrotherapy** is extremely beneficial for restoring normal functions of the body. Nordic's **DTS™ (Dual Therapy System - Back Massage and Turbo Whirlpool Therapy)** is the Perfect Therapy!

People who Hot Tub regularly, **FEEL BETTER**. Regular use of a **hydrotherapy hot tub** stabilizes your metabolism. This type of therapy automatically improves cardiovascular function and the respiratory system. More specifically, hot water flowing over the body's muscle groups removes lactic acids and other contaminants from the muscle tissues, reducing pain.

The **physical benefits are numerous**; **Hydrotherapy** aids in pain management for arthritis and other rheumatologic conditions. Hot tub therapy is also said to improve blood sugar levels in patients with diabetes, lower blood pressure, and reduce symptoms in patients with multiple sclerosis, fibromyalgia, tendonitis, scoliosis, carpal tunnel syndrome and bursitis. This therapy aids the rehabilitation process in injuries and can even improve respiratory infections.

Stress relieving benefits are equally as important. **Stress reduction** is a proven medical fact with regular use of a hot tub. Although many features of soaking can calm feelings of stress, researchers have found that warm flowing water increases your body's natural production of endorphins, leaving you feeling relaxed and peaceful.

## Nordic Star™ Jet Designs!

Our Nordic Star™ jet designs feature a smooth, rounded shape with a stainless-steel look, branded with our Nordic Swirl Logo.



The Nordic Cascade™ LED Waterfall Jet has an angled design which allows for a beautiful, arcing water flow.



Our Nordic Star™ Pinpoint Jets are fully adjustable, allowing you to change jet flow direction for customized water therapy.



Our Nordic Star™ 3" Dual Rotational Jet is interchangeable with our Nordic Star™ 3" Directional Jet for customization of your water therapy.



The Nordic Star™ Directional Whirlpool Jet allows you to vary the direction of the whirlpool feature.



Our Nordic Star™ 5" Dual Rotational Jet is designed for superb rotational water massage and features sleek contemporary styling.

*The Nordic Star™ 5" Dual Directional Jet is an LED lighted jet when the Northern Lights Package™ is ordered on your hot tub.*

# THE **STAR** OF THE HOT TUB INDUSTRY

- ★ **Simple**...Nordic Hot Tubs are simple to use and operate. Not a lot of bells and whistles, simply great quality.
- ★ **Therapeutic**...Nordic Hot Tubs have DTS™ (Dual Therapy Systems) with direct pressure massage and whirlpool therapy in EVERY tub for the ultimate hot water experience.
- ★ **Affordable**...Nordic Hot Tubs are offered in 5 series so you can find the perfect hot tub at the right price making us your Perfectly affordable Luxury!
- ★ **Reliable**...Nordic Hot Tubs have an industry leading warranty. We use top quality components and we stand behind every Nordic Hot Tub.

## INDUSTRY LEADING WARRANTIES

### **LIFETIME SHELL LIMITED WARRANTY**

We warrant against the loss of water through the shell caused by defect in materials and workmanship for the lifetime of the original purchaser or as long as the original purchaser owns the hot tub.

### **THREE YEAR COMPONENT LIMITED WARRANTY**

We warrant the electrical components, pumps, air valves, slice valves, and hot tub components against malfunction, leaking or defects in materials or workmanship for a period of three years from the original date of purchase.

### **FIVE YEAR HEATER LIMITED WARRANTY**

We warrant the heating element of the hot tub to be free of defects in materials and workmanship for a period of five years from the original date of purchase.

### **THREE YEAR NO LEAK LIMITED WARRANTY**

We warrant the hot tub to not leak for a period of three years from the original date of purchase.

### **TEN YEAR PERMA-WOOD CABINET LIMITED WARRANTY**

We warrant the PermaWood cabinet material to be free from defects in material and workmanship for a period of ten years from the original date of purchase.

### **ONE YEAR CEDAR CABINET LIMITED WARRANTY**

We warrant the natural cedar cabinet (when applicable) – to be free from defects in materials and workmanship for a period of one year from the original date of purchase.





## We're all about Affordable Luxury

...in our **Dual Therapy Systems™** (DTS) – a combination of high volume whirlpool and targeted direct pressure jets to give you the ultimate in hot water therapy.

...in our **Nordic Wrap** – an eco-friendly, 2.5" thick blanket of insulation to provide a durable weather resistant barrier in addition to our standard 2lb density foam.

...with our **Northern Lights Package** (NLP) which includes the LED back lit Nordic Cascade Waterfall, LED Sconce Lighting, LED Nordic Star Jetting, LED Cup Coasters and a LED footwell/sidewall light. (optional upgrade on All-In-110V and Modern Series, except Bella)

...with our **Mood Lighting Package** (MLP) which includes LED Sconce Lighting and LED footwell/sidewall light. (optional upgrade on all Classic Series, select All-In-110V, and Bella)



## ALL-IN-110V SERIES

This value series is designed to be an easy “Plug N Play” hot tub while providing our exclusive \*DTS™ (Dual Therapy System™), the combination of high volume whirlpool flow and targeted direct pressure jets giving you the ultimate in hot water therapy. The All-In-110V Series hot tubs have installed standard features usually found in top of the line models, such as: adjustable stainless steel jets, LED lighting, ozone, GFCI cord and our \*Nordic Wrap insulation.

## CLASSIC SERIES

This series is what started the Nordic Passion! Classic round hot tubs provide our exclusive \*DTS™ whirlpool therapy with comfortable barrier free seating. These models will fit most any need from size to depth and accommodate those wanting a simple hot water therapy solution at the best value. Adjustable stainless steel jetting and an LED light are standard in this series. Most models are convertible for 110V or 220V electrical hook ups and \*MLP™ Mood Lighting Package is an option in this series.

## MODERN SERIES

This series contains different shapes and sizes to fulfill anyone’s needs. With stylish and comfortable models, this series offers an array of seating capacity, depth, unique layout and all are convertible for 110V or 220V electrical hook ups. Whirlpool flow, \*DTS™, adjustable stainless steel jetting and an LED light are standard in this series. \*NLP™ Northern Light Package is an option in the Modern Series except the Bella.

## SPORT EDITION

This series is for those that want more jet pressure in their hydrotherapy. These hot tubs are also found in the Modern Series but have increased horsepower to deliver the highest water flow available. Along with more hydrotherapy power, this series comes standard with our \*NLP™ Northern Light Package and adjustable stainless steel jetting.

## LUXURY SERIES

This series has all the features you want while keeping focus on simplicity and value. The hot tubs in this series have dual pump systems which provide the absolute best hydrotherapy available. Whirlpool flow \*DTS™, adjustable stainless steel jetting and \*NLP™ Northern Light Package are standard. Truly the top of the line and at a cost far less than the competitors, the Luxury Series value speaks for itself.

## SPORT 110

### DIMENSIONS

|                    |                  |
|--------------------|------------------|
| Seating            | 5 person         |
| Diameter           | 78.5 in (199 cm) |
| Depth              | 35 in (89 cm)    |
| Weight (Dry)       | 280 lbs (127 kg) |
| Operating Capacity | 280 gal (1060 L) |

### JETS

|                                       |    |
|---------------------------------------|----|
| Total Jets                            | 15 |
| 5" Nordic Star™ Directional Whirlpool | 1  |
| 3" Nordic Star™ Directional           | 2  |
| 3" Nordic Star™ Dual Rotational       | 3  |
| 2" Nordic Star™ Directional           | 8  |
| 1" Ozone Jet (Ozonator Included)      | 1  |

### EQUIPMENT

|   |   |
|---|---|
| Volts   | 110v (GFCI Cord Included)                                   |
| Amps  | 15a   |
| Control Pad   | 4 button Topside w/LED Display                              |
| Insulation:   | Foam (Standard)<br>Nordic Wrap (Included)                   |
| Heater  | 1kw   |
| Light   | Footwell LED (Standard)<br>Mood Lighting Package (Optional) |
| Pump  | (1) 1hp Continuous Duty                                     |
| Bluetooth Stereo                                    | Not Available   |
| pHin ready<br>(contact dealer for monitor purchase) | (Standard)  |



Shell: White



Shell: White | Cabinet: Charcoal



## CROWN 110

### DIMENSIONS

|                    |                  |
|--------------------|------------------|
| Seating            | 6 person         |
| Diameter           | 84 in (213 cm)   |
| Depth              | 35 in (89 cm)    |
| Weight (Dry)       | 345 lbs (156 kg) |
| Operating Capacity | 275 gal (1041 L) |

### JETS

|                                       |    |
|---------------------------------------|----|
| Total Jets                            | 15 |
| 5" Nordic Star™ Directional Whirlpool | 1  |
| 5" Nordic Star™ Dual Rotational       | 3  |
| 3" Nordic Star™ Directional           | 4  |
| 3" Nordic Star™ Dual Rotational       | 4  |
| 2" Nordic Star™ Directional           | 2  |
| 1" Ozone Jet (Ozonator Included)      | 1  |

### EQUIPMENT

|   |   |
|---|---|
| Volts   | 110v (GFCI Cord Included)                                   |
| Amps  | 15a   |
| Control Pad   | 4 button Topside w/LED Display                              |
| Insulation:   | Foam (Standard)<br>Nordic Wrap (Included)                   |
| Heater  | 1kw   |
| Light   | Footwell LED (Standard)<br>Mood Lighting Package (Optional) |
| Pump  | (1) 1hp Continuous Duty                                     |
| Bluetooth Stereo                                    | Not Available   |
| pHin ready<br>(contact dealer for monitor purchase) | (Standard)  |



Shell: Glacier White



Shell: Glacier White | Cabinet: Mahogany





## WARRIOR XL 110

### DIMENSIONS

|                    |                  |
|--------------------|------------------|
| Seating            | 6 person         |
| Diameter           | 84 in (213 cm)   |
| Depth              | 38.5 in (98 cm)  |
| Weight (Dry)       | 375 lbs (170 kg) |
| Operating Capacity | 330 gal (1249 L) |

### JETS

|                                       |    |
|---------------------------------------|----|
| Total Jets                            | 13 |
| 5" Nordic Star™ Directional Whirlpool | 1  |
| 5" Nordic Star™ Dual Rotational       | 3  |
| 3" Nordic Star™ Directional           | 4  |
| 3" Nordic Star™ Dual Rotational       | 4  |
| 1" Ozone Jet (Ozonator Included)      | 1  |

### EQUIPMENT

|   |   |
|---|---|
| Volts   | 110v (GFCI Cord Included)                                   |
| Amps  | 15a   |
| Control Pad   | 4 button Topside w/LED Display                              |
| Insulation:   | Foam (Standard)<br>Nordic Wrap (Included)                   |
| Heater  | 1kw   |
| Light   | Footwell LED (Standard)<br>Mood Lighting Package (Optional) |
| Pump  | (1) 1hp Continuous Duty                                     |
| Bluetooth Stereo                                    | Not Available   |
| pHin ready<br>(contact dealer for monitor purchase) | (Standard)  |



Shell: Glacier White



Shell: Glacier White | Cabinet: Charcoal



## D'AMOUR 110

### DIMENSIONS

|                    |                  |
|--------------------|------------------|
| Seating            | 2 person         |
| Length             | 84 in (213 cm)   |
| Width              | 72 in (183 cm)   |
| Depth              | 34 in (86 cm)    |
| Weight (Dry)       | 352 lbs (160 kg) |
| Operating Capacity | 205 gal (776 L)  |

### JETS

|                                       |    |
|---------------------------------------|----|
| Total Jets                            | 14 |
| 5" Nordic Star™ Directional Whirlpool | 1  |
| 5" Nordic Star™ Dual Rotational       | 2  |
| 3" Nordic Star™ Dual Rotational       | 6  |
| 2" Nordic Star™ Directional           | 4  |
| 1" Ozone Jet (Ozonator Included)      | 1  |

### EQUIPMENT

|   |  |
|---|--|
| Volts   | 110v (GFCI Cord Included)                                      |
| Amps  | 15a  |
| Control Pad   | 4 button Topside w/LED Display                                 |
| Insulation:   | Foam (Standard)<br>Nordic Wrap (Included)                      |
| Heater  | 1kw  |
| Light   | Side Wall LED (Standard)<br>Northern Lights Package (Optional) |
| Pump  | (1) 1hp Continuous Duty  |
| Bluetooth Stereo                                    | Not Available  |
| pHin ready<br>(contact dealer for monitor purchase) | (Standard)   |



Shell: White



Shell: Glacier White | Cabinet: Mahogany



## STELLA 110

### DIMENSIONS

|                    |                  |
|--------------------|------------------|
| Seating            | 3 person         |
| Length             | 84 in (213 cm)   |
| Width              | 62 in (157 cm)   |
| Depth              | 34 in (86 cm)    |
| Weight (Dry)       | 416 lbs (189 kg) |
| Operating Capacity | 240 gal (908 L)  |

### JETS

|                                       |    |
|---------------------------------------|----|
| Total Jets                            | 13 |
| 5" Nordic Star™ Directional Whirlpool | 1  |
| 5" Nordic Star™ Dual Rotational       | 1  |
| 3" Nordic Star™ Directional           | 2  |
| 3" Nordic Star™ Dual Rotational       | 6  |
| 2" Nordic Star™ Directional           | 2  |
| 1" Ozone Jet (Ozonator Included)      | 1  |

### EQUIPMENT

|  |  |
|--|--|
| Volts  | 110v (GFCI Cord Included)                                      |
| Amps   | 15a  |
| Control Pad  | 4 button Topside w/LED Display                                 |
| Insulation:  | Foam (Standard)<br>Nordic Wrap (Included)                      |
| Heater   | 1kw  |
| Light  | Side Wall LED (Standard)<br>Northern Lights Package (Optional) |
| Pump   | (1) 1hp Continuous Duty  |
| Bluetooth Stereo                                     | Not Available  |
| pHin ready   | (Standard)   |
| <small>(contact dealer for monitor purchase)</small> |  |



Shell: French Vanilla



Shell: French Venilla | Cabinet: Teak





## RETREAT 110

### DIMENSIONS

|                    |                  |
|--------------------|------------------|
| Seating            | 5 person         |
| Length             | 80 in (203 cm)   |
| Width              | 70 in (178 cm)   |
| Depth              | 34 in (86 cm)    |
| Weight (Dry)       | 395 lbs (179 kg) |
| Operating Capacity | 250 gal (946 L)  |

### JETS

|                                       |    |
|---------------------------------------|----|
| Total Jets                            | 13 |
| 5" Nordic Star™ Directional Whirlpool | 1  |
| 5" Nordic Star™ Dual Rotational       | 2  |
| 3" Nordic Star™ Directional           | 3  |
| 3" Nordic Star™ Dual Rotational       | 6  |
| 1" Ozone Jet (Ozonator Included)      | 1  |

### EQUIPMENT

|   |   |
|---|---|
| Volts   | 110v (GFCI Cord Included)                                     |
| Amps  | 15a   |
| Control Pad   | 4 button Topside w/LED Display                                |
| Insulation:   | Foam (Standard)<br>Nordic Wrap (Included)                     |
| Heater  | 1kw   |
| Light   | Footwell LED (Standard)<br>Northern Lights Package (Optional) |
| Pump  | (1) 1hp Continuous Duty                                       |
| Bluetooth Stereo                                    | Not Available   |
| pHin ready<br>(contact dealer for monitor purchase) | (Standard)  |



Shell: Serenity Blue



Shell: French Vanilla | Cabinet: Mahogany



## IMPULSE

### DIMENSIONS

|                    |                  |
|--------------------|------------------|
| Seating            | 5 person         |
| Diameter           | 78.5 in (199 cm) |
| Depth              | 31 in (79 cm)    |
| Weight (Dry)       | 270 lbs (122 kg) |
| Operating Capacity | 266 gal (1007 L) |

### JETS

|  |    |
|--|----|
| Total Jets                             | 14 |
| 5" Nordic Star™ Directional Whirlpool  | 1  |
| 3" Nordic Star™ Directional            | 2  |
| 3" Nordic Star™ Dual Rotational        | 2  |
| 2" Nordic Star™ Directional            | 8  |
| 1" Ozone Ready Jet (Ozonator Optional) | 1  |

### EQUIPMENT

|                                       |   |
|---------------------------------------|---|
| Volts                                 | 110v / 220v (GFCI Cord Optional)                            |
| Amps                                  | 15a / 40a   |
| Control Pad                           | 4 button Topside w/LED Display                              |
| Insulation:                           | Foam (Standard)<br>Nordic Wrap (Optional)                   |
| Heater                                | 1kw on 110v / 4kw on 220v                                   |
| Light                                 | Footwell LED (Standard)<br>Mood Lighting Package (Optional) |
| Pump                                  | (1) 1hp Continuous Duty                                     |
| Bluetooth Stereo                      | Optional Upgrade  |
| pHin ready                            | (Standard)  |
| (contact dealer for monitor purchase) |   |



Shell: White



Shell: White | Cabinet: Charcoal



## IMPULSE DP

### DIMENSIONS

|                    |                  |
|--------------------|------------------|
| Seating            | 5 person         |
| Diameter           | 78.5 in (199 cm) |
| Depth              | 35 in (89 cm)    |
| Weight (Dry)       | 280 lbs (127 kg) |
| Operating Capacity | 280 gal (1060 L) |

### JETS

|  |    |
|--|----|
| Total Jets                             | 15 |
| 5" Nordic Star™ Directional Whirlpool  | 1  |
| 3" Nordic Star™ Directional            | 2  |
| 3" Nordic Star™ Dual Rotational        | 3  |
| 2" Nordic Star™ Directional            | 8  |
| 1" Ozone Ready Jet (Ozonator Optional) | 1  |

### EQUIPMENT

|                                       |   |
|---------------------------------------|---|
| Volts                                 | 110v / 220v (GFCI Cord Optional)                            |
| Amps                                  | 15a / 40a   |
| Control Pad                           | 4 button Topside w/LED Display                              |
| Insulation:                           | Foam (Standard)<br>Nordic Wrap (Optional)                   |
| Heater                                | 1kw on 110v / 4kw on 220v                                   |
| Light                                 | Footwell LED (Standard)<br>Mood Lighting Package (Optional) |
| Pump                                  | (1) 1hp Continuous Duty                                     |
| Bluetooth Stereo                      | Optional Upgrade  |
| pHin ready                            | (Standard)  |
| (contact dealer for monitor purchase) |   |



Shell: Glacier White



Shell: Glacier White | Cabinet: Charcoal



## CROWN II

### DIMENSIONS

|                    |                  |
|--------------------|------------------|
| Seating            | 5 person         |
| Diameter           | 78.5 in (199 cm) |
| Depth              | 35 in (89 cm)    |
| Weight (Dry)       | 335 lbs (152 kg) |
| Operating Capacity | 280 gal (1060 L) |

### JETS

|  |    |
|--|----|
| Total Jets                             | 21 |
| 5" Nordic Star™ Directional Whirlpool  | 1  |
| 3" Nordic Star™ Directional            | 16 |
| 3" Nordic Star™ Dual Rotational        | 3  |
| 1" Ozone Ready Jet (Ozonator Optional) | 1  |

### EQUIPMENT

|                                       |   |
|---------------------------------------|---|
| Volts                                 | 110v / 220v (GFCI Cord Optional)                            |
| Amps                                  | 20a / 40a   |
| Control Pad                           | 4 button Topside w/LED Display                              |
| Insulation:                           | Foam (Standard)<br>Nordic Wrap (Optional)                   |
| Heater                                | 1kw on 110v / 4kw on 220v                                   |
| Light                                 | Footwell LED (Standard)<br>Mood Lighting Package (Optional) |
| Pump                                  | (1) 1.5hp Continuous Duty                                   |
| Bluetooth Stereo                      | Optional Upgrade  |
| pHin ready                            | (Standard)  |
| (contact dealer for monitor purchase) |   |



Shell: Starlight Blue



Shell: Starlight Blue | Cabinet: Charcoal

## CROWN

### DIMENSIONS

|                    |                  |
|--------------------|------------------|
| Seating            | 6 person         |
| Diameter           | 84 in (213 cm)   |
| Depth              | 35 in (89 cm)    |
| Weight (Dry)       | 345 lbs (156 kg) |
| Operating Capacity | 275 gal (1041 L) |

### JETS

|  |    |
|--|----|
| Total Jets                             | 22 |
| 5" Nordic Star™ Directional Whirlpool  | 1  |
| 5" Nordic Star™ Dual Rotational        | 3  |
| 3" Nordic Star™ Directional            | 3  |
| 3" Nordic Star™ Dual Rotational        | 4  |
| 2" Nordic Star™ Directional            | 10 |
| 1" Ozone Ready Jet (Ozonator Optional) | 1  |

### EQUIPMENT

|                                       |   |
|---------------------------------------|---|
| Volts                                 | 110v / 220v (GFCI Cord Optional)                            |
| Amps                                  | 20a / 40a   |
| Control Pad                           | 4 button Topside w/LED Display                              |
| Insulation:                           | Foam (Standard)<br>Nordic Wrap (Optional)                   |
| Heater                                | 1kw on 110V / 4kw on 220V                                   |
| Light                                 | Footwell LED (Standard)<br>Mood Lighting Package (Optional) |
| Pump                                  | (1) 1.5hp Continuous Duty                                   |
| Bluetooth Stereo                      | Optional Upgrade  |
| pHin ready                            | (Standard)  |
| (contact dealer for monitor purchase) |   |



Shell: Glacier White



Shell: Glacier White | Cabinet: Mahogany

## WARRIOR XL

### DIMENSIONS

|                    |                  |
|--------------------|------------------|
| Seating            | 6 person         |
| Diameter           | 84 in (213 cm)   |
| Depth              | 38.5 in (89 cm)  |
| Weight (Dry)       | 375 lbs (170 kg) |
| Operating Capacity | 330 gal (1249 L) |

### JETS

|  |    |
|--|----|
| Total Jets                             | 21 |
| 5" Nordic Star™ Directional Whirlpool  | 1  |
| 5" Nordic Star™ Dual Rotational        | 3  |
| 3" Nordic Star™ Dual Rotational        | 4  |
| 2" Nordic Star™ Directional            | 12 |
| 1" Ozone Ready Jet (Ozonator Optional) | 1  |

### EQUIPMENT

|                                       |   |
|---------------------------------------|---|
| Volts                                 | 110v / 220v (GFCI Cord Optional)                            |
| Amps                                  | 20a / 40a   |
| Control Pad                           | 4 button Topside w/LED Display                              |
| Insulation:                           | Foam (Standard)<br>Nordic Wrap (Optional)                   |
| Heater                                | 1kw on 110v / 4kw on 220v                                   |
| Light                                 | Footwell LED (Standard)<br>Mood Lighting Package (Optional) |
| Pump                                  | (1) 1.5hp Continuous Duty                                   |
| Bluetooth Stereo                      | Optional Upgrade  |
| pHin ready                            | (Standard)  |
| (contact dealer for monitor purchase) |   |



Shell: Glacier White



Shell: Glacier White | Cabinet: Cedar



## CROWN XL

### DIMENSIONS

|                    |                  |
|--------------------|------------------|
| Seating            | 6 person         |
| Diameter           | 84 in (213 cm)   |
| Depth              | 38.5 in (89 cm)  |
| Weight (Dry)       | 400 lbs (181 kg) |
| Operating Capacity | 330 gal (1249 L) |

### JETS

|  |    |
|--|----|
| Total Jets                             | 30 |
| 5" Nordic Star™ Directional Whirlpool  | 2  |
| 5" Nordic Star™ Dual Rotational        | 3  |
| 3" Nordic Star™ Directional            | 3  |
| 3" Nordic Star™ Dual Rotational        | 4  |
| 2" Nordic Star™ Directional            | 17 |
| 1" Ozone Ready Jet (Ozonator Optional) | 1  |

### EQUIPMENT

|                                       |   |
|---------------------------------------|---|
| Volts                                 | 220v  |
| Amps                                  | 40a   |
| Control Pad                           | 4 button Topside w/LED Display                              |
| Insulation:                           | Foam (Standard)<br>Nordic Wrap (Optional)                   |
| Heater                                | 4kw   |
| Light                                 | Footwell LED (Standard)<br>Mood Lighting Package (Optional) |
| Pump                                  | (1) 3hp Continuous Duty                                     |
| Bluetooth Stereo                      | Optional Upgrade  |
| pHin ready                            | (Standard)  |
| (contact dealer for monitor purchase) |   |



Shell: Silver



Shell: Silver | Cabinet: Mahogany

## BELLA MS

### DIMENSIONS

|                    |                  |
|--------------------|------------------|
| Seating            | 2 person         |
| Length             | 83 in (211 cm)   |
| Width              | 34 in (86 cm)    |
| Depth              | 38.5 in (98 cm)  |
| Weight (Dry)       | 268 lbs (122 kg) |
| Operating Capacity | 135 gal (511 L)  |

### JETS

|  |    |
|--|----|
| Total Jets                             | 15 |
| 5" Nordic Star™ Directional Whirlpool  | 1  |
| 5" Nordic Star™ Dual Rotational        | 2  |
| 2" Chrome Fixed Cluster                | 10 |
| 1" Ozone Ready Jet (Ozonator Optional) | 2  |

### EQUIPMENT

|   |  |
|---|--|
| Volts   | 110v / 220v (GFCI Cord Optional)                             |
| Amps  | 15a / 40a  |
| Control Pad   | 4 button Topside w/LED Display                               |
| Insulation:   | Foam (Standard)<br>Nordic Wrap (Optional)                    |
| Heater  | 1kw on 110v / 4kw on 220v                                    |
| Light   | Side Wall LED (Standard)<br>Mood Lighting Package (Optional) |
| Pump  | (1) 1hp Continuous Duty                                      |
| Bluetooth Stereo                                    | Optional Upgrade   |
| pHin ready<br>(contact dealer for monitor purchase) | (Standard)   |



Shell: White



Shell: Starlight Blue | Cabinet: Charcoal

## D'AMOUR MS

### DIMENSIONS

|                    |                  |
|--------------------|------------------|
| Seating            | 2 person         |
| Length             | 84 in (213 cm)   |
| Width              | 72 in (183 cm)   |
| Depth              | 34 in (86 cm)    |
| Weight (Dry)       | 352 lbs (160 kg) |
| Operating Capacity | 205 gal (776 L)  |

### JETS

|  |    |
|--|----|
| Total Jets                             | 26 |
| 5" Nordic Star™ Directional Whirlpool  | 1  |
| 5" Nordic Star™ Dual Rotational        | 2  |
| 3" Nordic Star™ Dual Rotational        | 6  |
| 2" Nordic Star™ Directional            | 16 |
| 1" Ozone Ready Jet (Ozonator Optional) | 1  |

### EQUIPMENT

|   |  |
|---|--|
| Volts   | 110v / 220v  |
| Amps  | 20a / 40a  |
| Control Pad   | 4 button Topside w/LED Display                                 |
| Insulation:   | Foam (Standard)<br>Nordic Wrap (Optional)                      |
| Heater  | 1kw on 110v / 4kw on 220v                                      |
| Light   | Side Wall LED (Standard)<br>Northern Lights Package (Optional) |
| Pump  | (1) 1.5hp Continuous Duty                                      |
| Bluetooth Stereo                                    | Optional Upgrade   |
| pHin ready<br>(contact dealer for monitor purchase) | (Standard)   |



Shell: French Vanilla



Shell: Glacier White | Cabinet: Mahogany



## STELLA MS

### DIMENSIONS

|                    |                  |
|--------------------|------------------|
| Seating            | 3 person         |
| Length             | 84 in (213 cm)   |
| Width              | 62 in (157 cm)   |
| Depth              | 34 in (86 cm)    |
| Weight (Dry)       | 416 lbs (189 kg) |
| Operating Capacity | 240 gal (908 L)  |

### JETS

|  |    |
|--|----|
| Total Jets                             | 21 |
| 5" Nordic Star™ Directional Whirlpool  | 1  |
| 5" Nordic Star™ Dual Rotational        | 1  |
| 3" Nordic Star™ Directional            | 4  |
| 3" Nordic Star™ Dual Rotational        | 6  |
| 2" Nordic Star™ Directional            | 8  |
| 1" Ozone Ready Jet (Ozonator Optional) | 1  |

### EQUIPMENT

|  |  |
|--|--|
| Volts  | 110v / 220v  |
| Amps   | 20a / 40a  |
| Control Pad  | 4 button Topside w/LED Display                                 |
| Insulation:  | Foam (Standard)<br>Nordic Wrap (Optional)                      |
| Heater   | 1kw on 110v / 4kw on 220v                                      |
| Light  | Side Wall LED (Standard)<br>Northern Lights Package (Optional) |
| Pump   | (1) 1hp Continuous Duty  |
| Bluetooth Stereo                                     | Optional Upgrade   |
| pHin ready   | (Standard)   |
| <small>(contact dealer for monitor purchase)</small> |  |



Shell: White



Shell: Silver | Cabinet: Black

## RETREAT MS

### DIMENSIONS

|                    |                  |
|--------------------|------------------|
| Seating            | 5 person         |
| Length             | 80 in (203 cm)   |
| Width              | 70 in (178 cm)   |
| Depth              | 34 in (86 cm)    |
| Weight (Dry)       | 395 lbs (179 kg) |
| Operating Capacity | 250 gal (946 L)  |

### JETS

|  |    |
|--|----|
| Total Jets                             | 28 |
| 5" Nordic Star™ Directional Whirlpool  | 1  |
| 5" Nordic Star™ Dual Rotational        | 1  |
| 3" Nordic Star™ Directional            | 4  |
| 3" Nordic Star™ Dual Rotational        | 6  |
| 2" Nordic Star™ Directional            | 15 |
| 1" Ozone Ready Jet (Ozonator Optional) | 1  |

### EQUIPMENT

|  |  |
|--|--|
| Volts  | 110v / 220v  |
| Amps   | 20a / 40a  |
| Control Pad  | 4 button Topside w/LED Display                                 |
| Insulation:  | Foam (Standard)<br>Nordic Wrap (Optional)                      |
| Heater   | 1kw on 110v / 4kw on 220v                                      |
| Light  | Side Wall LED (Standard)<br>Northern Lights Package (Optional) |
| Pump   | (1) 1.5hp Continuous Duty                                      |
| Bluetooth Stereo                                     | Optional Upgrade   |
| pHin ready   | (Standard)   |
| <small>(contact dealer for monitor purchase)</small> |  |



Shell: Glacier White



Shell: French Vanilla | Cabinet: Mahogany

## ESCAPE MS

### DIMENSIONS

|                    |                  |
|--------------------|------------------|
| Seating            | 6 person         |
| Length             | 82 in (208 cm)   |
| Width              | 80 in (203 cm)   |
| Depth              | 35 in (89 cm)    |
| Weight (Dry)       | 450 lbs (204 kg) |
| Operating Capacity | 300 gal (1136 L) |

### JETS

|  |    |
|--|----|
| Total Jets                             | 22 |
| 5" Nordic Star™ Directional Whirlpool  | 1  |
| 5" Nordic Star™ Dual Rotational        | 5  |
| 3" Nordic Star™ Directional            | 1  |
| 3" Nordic Star™ Dual Rotational        | 5  |
| 2" Nordic Star™ Directional            | 9  |
| 1" Ozone Ready Jet (Ozonator Optional) | 1  |

### EQUIPMENT

|  |   |
|--|---|
| Volts  | 110v / 220v   |
| Amps   | 20a / 40a   |
| Control Pad  | 4 button Topside w/LED Display                                |
| Insulation:  | Foam (Standard)<br>Nordic Wrap (Optional)                     |
| Heater   | 1kw on 110v / 4kw on 220v                                     |
| Light  | Footwell LED (Standard)<br>Northern Lights Package (Optional) |
| Pump   | (1) 1.5hp Continuous Duty                                     |
| Bluetooth Stereo                                     | Optional Upgrade  |
| pHin ready   | (Standard)  |
| <small>(contact dealer for monitor purchase)</small> |   |



Shell: Serenity Blue



Shell: Glacier White | Cabinet: Teak



## JUBILEE MS

### DIMENSIONS

|                    |                  |
|--------------------|------------------|
| Seating            | 6 person         |
| Length             | 84 in (213 cm)   |
| Width              | 84 in (213 cm)   |
| Depth              | 35 in (89 cm)    |
| Weight (Dry)       | 470 lbs (213 kg) |
| Operating Capacity | 325 gal (1230 L) |

### JETS

|  |    |
|--|----|
| Total Jets                             | 30 |
| 5" Nordic Star™ Directional Whirlpool  | 1  |
| 5" Nordic Star™ Dual Rotational        | 2  |
| 3" Nordic Star™ Directional            | 6  |
| 3" Nordic Star™ Dual Rotational        | 5  |
| 2" Nordic Star™ Directional            | 15 |
| 1" Ozone Ready Jet (Ozonator Optional) | 1  |

### EQUIPMENT

|  |  |
|--|--|
| Volts  | 110v / 220v (GFCI Cord Optional)                               |
| Amps   | 20a / 40a  |
| Control Pad  | 4 button Topside w/LED Display                                 |
| Insulation:  | Foam (Standard)<br>Nordic Wrap (Optional)                      |
| Heater   | 1kw on 110v / 4kw on 220v                                      |
| Light  | Side Wall LED (Standard)<br>Northern Lights Package (Optional) |
| Pump   | (1) 1.5hp Continuous Duty                                      |
| Bluetooth Stereo                                     | Optional Upgrade   |
| pHin ready   | (Standard)   |
| <small>(contact dealer for monitor purchase)</small> |  |



Shell: French Vanilla



Shell: Greystone | Cabinet: Charcoal

## ENCORE MS

### DIMENSIONS

|                    |                  |
|--------------------|------------------|
| Seating            | 6 person         |
| Length             | 84 in (213 cm)   |
| Width              | 84 in (213 cm)   |
| Depth              | 35 in (89 cm)    |
| Weight (Dry)       | 475 lbs (215 kg) |
| Operating Capacity | 330 gal (1249 L) |

### JETS

|  |    |
|--|----|
| Total Jets                             | 32 |
| 5" Nordic Star™ Directional Whirlpool  | 1  |
| 5" Nordic Star™ Dual Rotational        | 2  |
| 3" Nordic Star™ Directional            | 6  |
| 3" Nordic Star™ Dual Rotational        | 5  |
| 2" Nordic Star™ Directional            | 17 |
| 1" Ozone Ready Jet (Ozonator Optional) | 1  |

### EQUIPMENT

|  |  |
|--|--|
| Volts  | 110v / 220v (GFCI Cord Optional)                               |
| Amps   | 20a / 40a  |
| Control Pad  | 4 button Topside w/LED Display                                 |
| Insulation:  | Foam (Standard)<br>Nordic Wrap (Optional)                      |
| Heater   | 1kw on 110v / 4kw on 220v                                      |
| Light  | Side Wall LED (Standard)<br>Northern Lights Package (Optional) |
| Pump   | (1) 1.5hp Continuous Duty                                      |
| Bluetooth Stereo                                     | Optional Upgrade   |
| pHin ready   | (Standard)   |
| <small>(contact dealer for monitor purchase)</small> |  |



Shell: White



Shell: Silver | Cabinet: Charcoal

## D'AMOUR SE

### DIMENSIONS

|                    |                  |
|--------------------|------------------|
| Seating            | 2 person         |
| Length             | 84 in (213 cm)   |
| Width              | 72 in (183 cm)   |
| Depth              | 34 in (86 cm)    |
| Weight (Dry)       | 352 lbs (160 kg) |
| Operating Capacity | 205 gal (776 L)  |

### JETS

|  |    |
|--|----|
| Total Jets                             | 26 |
| 5" Nordic Star™ Directional Whirlpool  | 1  |
| 5" Nordic Star™ Dual Rotational        | 2  |
| 3" Nordic Star™ Dual Rotational        | 6  |
| 2" Nordic Star™ Directional            | 16 |
| 1" Ozone Ready Jet (Ozonator Optional) | 1  |

### WATERFALL

|                 |   |
|-----------------|---|
| Nordic Cascade™ | 1 |
|-----------------|---|

### EQUIPMENT

|   |   |
|---|---|
| Volts   | 220v                                      |
| Amps  | 40a                                       |
| Control Pad   | 4 button Topside w/LED Display            |
| Insulation:   | Foam (Standard)<br>Nordic Wrap (Optional) |
| Heater  | 4kw                                       |
| Light   | Northern Lights Package (Standard)        |
| Pump  | (1) 3hp Continuous Duty                   |
| Bluetooth Stereo                                    | Optional Upgrade                          |
| pHin ready<br>(contact dealer for monitor purchase) | (Standard)                                |



Shell: Glacier White



Shell: Greystone | Cabinet: Charcoal



## STELLA SE

### DIMENSIONS

|                    |                  |
|--------------------|------------------|
| Seating            | 3 person         |
| Length             | 84 in (213 cm)   |
| Width              | 62 in (157 cm)   |
| Depth              | 34 in (86 cm)    |
| Weight (Dry)       | 416 lbs (189 kg) |
| Operating Capacity | 240 gal (908 L)  |

### JETS

|  |    |
|--|----|
| Total Jets                             | 23 |
| 5" Nordic Star™ Directional Whirlpool  | 1  |
| 5" Nordic Star™ Dual Rotational        | 1  |
| 3" Nordic Star™ Directional            | 6  |
| 3" Nordic Star™ Dual Rotational        | 6  |
| 2" Nordic Star™ Directional            | 8  |
| 1" Ozone Ready Jet (Ozonator Optional) | 1  |

### WATERFALL

|                 |   |
|-----------------|---|
| Nordic Cascade™ | 1 |
|-----------------|---|

### EQUIPMENT

|   |   |
|---|---|
| Volts   | 220v                                      |
| Amps  | 40a                                       |
| Control Pad   | 4 button Topside w/LED Display            |
| Insulation:   | Foam (Standard)<br>Nordic Wrap (Optional) |
| Heater  | 4kw                                       |
| Light   | Northern Lights Package (Standard)        |
| Pump  | (1) 3hp Continuous Duty                   |
| Bluetooth Stereo                                    | Optional Upgrade                          |
| pHin ready<br>(contact dealer for monitor purchase) | (Standard)                                |



Shell: French Vanilla



Shell: Silver | Cabinet: Black

## RETREAT SE

### DIMENSIONS

|                    |                  |
|--------------------|------------------|
| Seating            | 5 person         |
| Length             | 80 in (203 cm)   |
| Width              | 70 in (178 cm)   |
| Depth              | 34 in (86 cm)    |
| Weight (Dry)       | 395 lbs (179 kg) |
| Operating Capacity | 250 gal (946 L)  |

### JETS

|  |    |
|--|----|
| Total Jets                             | 29 |
| 5" Nordic Star™ Directional Whirlpool  | 1  |
| 5" Nordic Star™ Dual Rotational        | 1  |
| 3" Nordic Star™ Directional            | 4  |
| 3" Nordic Star™ Dual Rotational        | 6  |
| 2" Nordic Star™ Directional            | 15 |
| 1" Ozone Ready Jet (Ozonator Optional) | 1  |

### WATERFALL

|                 |   |
|-----------------|---|
| Nordic Cascade™ | 1 |
|-----------------|---|

### EQUIPMENT

|   |   |
|---|---|
| Volts   | 220v                                      |
| Amps  | 40a                                       |
| Control Pad   | 4 button Topside w/LED Display            |
| Insulation:   | Foam (Standard)<br>Nordic Wrap (Optional) |
| Heater  | 4kw                                       |
| Light   | Northern Lights Package (Standard)        |
| Pump  | (1) 3hp Continuous Duty                   |
| Bluetooth Stereo                                    | Optional Upgrade                          |
| pHin ready<br>(contact dealer for monitor purchase) | (Standard)                                |



Shell: Silver



Shell: French Vanilla | Cabinet: Mahogany

## ESCAPE SE

### DIMENSIONS

|                    |                  |
|--------------------|------------------|
| Seating            | 6 person         |
| Length             | 82 in (208 cm)   |
| Width              | 80 in (203 cm)   |
| Depth              | 35 in (89 cm)    |
| Weight (Dry)       | 475 lbs (215 kg) |
| Operating Capacity | 300 gal (1136 L) |

### JETS

|  |    |
|--|----|
| Total Jets                             | 30 |
| 5" Nordic Star™ Directional Whirlpool  | 1  |
| 5" Nordic Star™ Dual Rotational        | 5  |
| 3" Nordic Star™ Directional            | 8  |
| 3" Nordic Star™ Dual Rotational        | 6  |
| 2" Nordic Star™ Directional            | 9  |
| 1" Ozone Ready Jet (Ozonator Optional) | 1  |

### WATERFALL

|                 |   |
|-----------------|---|
| Nordic Cascade™ | 1 |
|-----------------|---|

### EQUIPMENT

|   |   |
|---|---|
| Volts   | 220v                                      |
| Amps  | 40a                                       |
| Control Pad   | 4 button Topside w/LED Display            |
| Insulation:   | Foam (Standard)<br>Nordic Wrap (Optional) |
| Heater  | 4kw                                       |
| Light   | Northern Lights Package (Standard)        |
| Pump  | (1) 3hp Continuous Duty                   |
| Bluetooth Stereo                                    | Optional Upgrade                          |
| pHin ready<br>(contact dealer for monitor purchase) | (Standard)                                |



Shell: White



Shell: Glacier White | Cabinet: Teak



## JUBILEE SE

### DIMENSIONS

|                    |                  |
|--------------------|------------------|
| Seating            | 6 person         |
| Length             | 84 in (213 cm)   |
| Width              | 84 in (213 cm)   |
| Depth              | 35 in (89 cm)    |
| Weight (Dry)       | 500 lbs (227 kg) |
| Operating Capacity | 325 gal (1230 L) |

### JETS

|  |    |
|--|----|
| Total Jets                             | 38 |
| 5" Nordic Star™ Directional Whirlpool  | 1  |
| 5" Nordic Star™ Dual Rotational        | 2  |
| 3" Nordic Star™ Directional            | 6  |
| 3" Nordic Star™ Dual Rotational        | 7  |
| 2" Nordic Star™ Directional            | 21 |
| 1" Ozone Ready Jet (Ozonator Optional) | 1  |

### WATERFALL

|                 |   |
|-----------------|---|
| Nordic Cascade™ | 1 |
|-----------------|---|

### EQUIPMENT

|   |   |
|---|---|
| Volts   | 220v                                      |
| Amps  | 40a                                       |
| Control Pad   | 4 button Topside w/LED Display            |
| Insulation:   | Foam (Standard)<br>Nordic Wrap (Optional) |
| Heater  | 4kw                                       |
| Light   | Northern Lights Package (Standard)        |
| Pump  | (1) 3hp Continuous Duty                   |
| Bluetooth Stereo                                    | Optional Upgrade                          |
| pHin ready<br>(contact dealer for monitor purchase) | (Standard)                                |



Shell: Glacier White



Shell: White | Cabinet: Mahogany

## ENCORE SE

### DIMENSIONS

|                    |                  |
|--------------------|------------------|
| Seating            | 6 person         |
| Length             | 84 in (213 cm)   |
| Width              | 84 in (213 cm)   |
| Depth              | 35 in (89 cm)    |
| Weight (Dry)       | 520 lbs (236 kg) |
| Operating Capacity | 330 gal (1249 L) |

### JETS

|  |    |
|--|----|
| Total Jets                             | 40 |
| 5" Nordic Star™ Directional Whirlpool  | 1  |
| 5" Nordic Star™ Dual Rotational        | 2  |
| 3" Nordic Star™ Directional            | 8  |
| 3" Nordic Star™ Dual Rotational        | 5  |
| 2" Nordic Star™ Directional            | 23 |
| 1" Ozone Ready Jet (Ozonator Optional) | 1  |

### WATERFALL

|                 |   |
|-----------------|---|
| Nordic Cascade™ | 1 |
|-----------------|---|

### EQUIPMENT

|   |   |
|---|---|
| Volts   | 220v                                      |
| Amps  | 40a                                       |
| Control Pad   | 4 button Topside w/LED Display            |
| Insulation:   | Foam (Standard)<br>Nordic Wrap (Optional) |
| Heater  | 4kw                                       |
| Light   | Northern Lights Package (Standard)        |
| Pump  | (1) 3hp Continuous Duty                   |
| Bluetooth Stereo                                    | Optional Upgrade                          |
| pHin ready<br>(contact dealer for monitor purchase) | (Standard)                                |



Shell: White



Shell: Silver | Cabinet: Charcoal

## ESCAPE LS

### DIMENSIONS

|                    |                  |
|--------------------|------------------|
| Seating            | 6 person         |
| Length             | 82 in (208 cm)   |
| Width              | 80 in (203 cm)   |
| Depth              | 35 in (89 cm)    |
| Weight (Dry)       | 540 lbs (245 kg) |
| Operating Capacity | 300 gal (1136 L) |

### JETS

|  |    |
|--|----|
| Total Jets                             | 45 |
| 5" Nordic Star™ Directional Whirlpool  | 1  |
| 5" Nordic Star™ Dual Rotational        | 5  |
| 3" Nordic Star™ Directional            | 11 |
| 3" Nordic Star™ Dual Rotational        | 6  |
| 2" Nordic Star™ Directional            | 21 |
| 1" Ozone Ready Jet (Ozonator Optional) | 1  |

### WATERFALL

|                 |   |
|-----------------|---|
| Nordic Cascade™ | 1 |
|-----------------|---|

### EQUIPMENT

|                                       |   |
|---------------------------------------|---|
| Volts                                 | 220v                                      |
| Amps                                  | 50a                                       |
| Control Pad                           | 6 button Topside w/LED Display            |
| Insulation:                           | Foam (Standard)<br>Nordic Wrap (Optional) |
| Heater                                | 4kw                                       |
| Light                                 | Northern Lights Package (Standard)        |
| Pump                                  | (1) 2hp & (1) 3hp Continuous Duty         |
| Bluetooth Stereo                      | Optional Upgrade                          |
| pHin ready                            | (Standard)                                |
| (contact dealer for monitor purchase) |   |



Shell: White



Shell: Serenity Blue | Cabinet: Black

## JUBILEE LS

### DIMENSIONS

|                    |                  |
|--------------------|------------------|
| Seating            | 6 person         |
| Length             | 84 in (213 cm)   |
| Width              | 84 in (213 cm)   |
| Depth              | 35 in (89 cm)    |
| Weight (Dry)       | 565 lbs (257 kg) |
| Operating Capacity | 325 gal (1155 L) |

### JETS

|  |    |
|--|----|
| Total Jets                             | 46 |
| 5" Nordic Star™ Directional Whirlpool  | 1  |
| 5" Nordic Star™ Dual Rotational        | 2  |
| 3" Nordic Star™ Directional            | 9  |
| 3" Nordic Star™ Dual Rotational        | 8  |
| 2" Nordic Star™ Directional            | 25 |
| 1" Ozone Ready Jet (Ozonator Optional) | 1  |

### WATERFALL

|                 |   |
|-----------------|---|
| Nordic Cascade™ | 1 |
|-----------------|---|

### EQUIPMENT

|   |   |
|---|---|
| Volts   | 220v                                      |
| Amps  | 50a                                       |
| Control Pad   | 6 button Topside w/LED Display            |
| Insulation:   | Foam (Standard)<br>Nordic Wrap (Optional) |
| Heater  | 4kw                                       |
| Light   | Northern Lights Package (Standard)        |
| Pump  | (1) 2hp & (1) 3hp Continuous Duty         |
| Bluetooth Stereo                                    | Optional Upgrade                          |
| pHin ready<br>(contact dealer for monitor purchase) | (Standard)                                |



Shell: Silver



Shell: White | Cabinet: Mahogany



## ENCORE LS

### DIMENSIONS

|                    |                  |
|--------------------|------------------|
| Seating            | 6 person         |
| Length             | 84 in (213 cm)   |
| Width              | 84 in (213 cm)   |
| Depth              | 35 in (89 cm)    |
| Weight (Dry)       | 585 lbs (266 kg) |
| Operating Capacity | 330 gal (1249 L) |

### JETS

|  |    |
|--|----|
| Total Jets                             | 53 |
| 5" Nordic Star™ Directional Whirlpool  | 1  |
| 5" Nordic Star™ Dual Rotational        | 2  |
| 3" Nordic Star™ Directional            | 11 |
| 3" Nordic Star™ Dual Rotational        | 7  |
| 2" Nordic Star™ Directional            | 31 |
| 1" Ozone Ready Jet (Ozonator Optional) | 1  |

### WATERFALL

|                 |   |
|-----------------|---|
| Nordic Cascade™ | 1 |
|-----------------|---|

### EQUIPMENT

|  |   |
|--|---|
| Volts  | 220v                                      |
| Amps   | 50a                                       |
| Control Pad  | 6 button Topside w/LED Display            |
| Insulation:  | Foam (Standard)<br>Nordic Wrap (Optional) |
| Heater   | 4kw                                       |
| Light  | Northern Lights Package (Standard)        |
| Pump   | (1) 2hp & (1) 3hp Continuous Duty         |
| Bluetooth Stereo                                     | Optional Upgrade                          |
| pHin ready   | (Standard)                                |
| <small>(contact dealer for monitor purchase)</small> |   |



Shell: Starlight



Shell: Serenity Blue | Cabinet: Charcoal

## RENDEZVOUS LS

### DIMENSIONS

|                    |                  |
|--------------------|------------------|
| Seating            | 8 person         |
| Length             | 96 in (244 cm)   |
| Width              | 84 in (213 cm)   |
| Depth              | 36 in (91 cm)    |
| Weight (Dry)       | 625 lbs (283 kg) |
| Operating Capacity | 373 gal (1412 L) |

### JETS

|  |    |
|--|----|
| Total Jets                             | 49 |
| 5" Nordic Star™ Directional Whirlpool  | 2  |
| 5" Nordic Star™ Dual Rotational        | 3  |
| 3" Nordic Star™ Directional            | 11 |
| 3" Nordic Star™ Dual Rotational        | 6  |
| 2" Nordic Star™ Directional            | 25 |
| 1" Ozone Ready Jet (Ozonator Optional) | 2  |

### WATERFALL

|                 |   |
|-----------------|---|
| Nordic Cascade™ | 1 |
|-----------------|---|

### EQUIPMENT

|                                       |   |
|---------------------------------------|---|
| Volts                                 | 220v                                      |
| Amps                                  | 50a                                       |
| Control Pad                           | 6 button Topside w/LED Display            |
| Insulation:                           | Foam (Standard)<br>Nordic Wrap (Optional) |
| Heater                                | 4kw                                       |
| Light                                 | Northern Lights Package (Standard)        |
| Pump                                  | (1) 2hp & (1) 3hp Continuous Duty         |
| Bluetooth Stereo                      | Optional Upgrade                          |
| pHin ready                            | (Standard)                                |
| (contact dealer for monitor purchase) |   |



Shell: French Vanilla



Shell: French Vanilla | Cabinet: Mahogany

# ACCESSORIES & ENHANCEMENTS



Nordic Wrap™ Insulation\*



Nordic Clean™ Ozone



Nordic Pure™ Ozone

## STAINLESS STEEL BANDING

This enhancement is a tribute to the original hot tub with a modern twist. "Easy to adjust" locking mechanism gives quick access to equipment. The use of high quality 201 stainless steel provides everlasting beauty and is a great addition to any cabinet choice.



Steps



Shelves



Sound System

## MOOD LIGHTING PACKAGE (MLP)

Optional upgrade on select All-In-110V Series, all Classic Series (CS) and Bella.

Footwell/Side Wall Light



Sconce Lighting



Nordic Cascade™ LED Waterfall



Nordic Star™ LED Dual Roto Jet



Cup Coasters



## NORTHERN LIGHT PACKAGE (NLP)

Standard on Sport Edition (SE) and Luxury Series (LS) tub models. Optional upgrade on select All-In-110V Series and all Modern Series (MS), except Bella.

### \*NORDIC WRAP™

An Eco-friendly, 2 ½" thick blanket that provides a durable, weather-resistant barrier in addition to, our standard 2 lb. density foam.




### pHin Ready

pHin is a water monitor system that reads pH and Sanitation levels along with water temperature. Levels are reported through an app available on most smart devices. (Monitor is available from your local dealer)

# SHELLS & CABINETS

## PERMASHELL™ COLORS



French Vanilla



Glacier White



Greystone



Sandstone



Serenity Blue\*




Silver\*



Starlight Black\*



Starlight Blue



White

## PERMAWOOD™ CABINET COLORS

SQUARE




Black



Charcoal



Mahogany



Teakwood



Natural Cedar (upgrade)

ROUND



Black



Charcoal



Mahogany



Teakwood



Natural Cedar (upgrade)

\*Black, Silver or Serenity Blue not available in Bella MS model.  
 Color samples are for reference only. Actual product color may vary slightly.  
 Nordic Products Inc. reserves the right to change any specifications without notice.





| MODERN SERIES |         |        |         |        |         |        | SPORT EDITION |        |         |        |         |        | LUXURY SERIES |         |        |            |    |
|---------------|---------|--------|---------|--------|---------|--------|---------------|--------|---------|--------|---------|--------|---------------|---------|--------|------------|----|
| BELLA         | D'AMOUR | STELLA | RETREAT | ESCAPE | JUBILEE | ENCORE | D'AMOUR       | STELLA | RETREAT | ESCAPE | JUBILEE | ENCORE | ESCAPE        | JUBILEE | ENCORE | RENDEZVOUS |    |
| 2             | 2       | 3      | 5       | 6      | 6       | 6      | 2             | 3      | 5       | 6      | 6       | 6      | 6             | 6       | 6      | 8          |    |
| 83            | 84      | 84     | 80      | 82     | 84      | 84     | 84            | 84     | 80      | 82     | 84      | 84     | 82            | 84      | 84     | 96         |    |
| 34            | 72      | 62     | 70      | 80     | 84      | 84     | 72            | 62     | 70      | 80     | 84      | 84     | 80            | 84      | 84     | 84         |    |
| 38.5          | 34      | 34     | 34      | 35     | 35      | 35     | 34            | 34     | 34      | 35     | 35      | 35     | 35            | 35      | 35     | 36         |    |
| 268           | 352     | 416    | 395     | 450    | 470     | 475    | 352           | 416    | 395     | 475    | 500     | 520    | 540           | 565     | 585    | 625        |    |
| 135           | 205     | 240    | 250     | 300    | 325     | 330    | 205           | 240    | 250     | 300    | 325     | 330    | 300           | 325     | 330    | 373        |    |
| 15            | 26      | 21     | 28      | 22     | 30      | 32     | 26            | 23     | 28      | 30     | 38      | 40     | 45            | 46      | 53     | 49         |    |
| 1             | 1       | 1      | 1       | 1      | 1       | 1      | 1             | 1      | 1       | 1      | 1       | 1      | 1             | 1       | 1      | 2          |    |
| 2             | 2       | 1      | 1       | 5      | 2       | 2      | 2             | 1      | 1       | 5      | 2       | 2      | 5             | 2       | 2      | 3          |    |
|               | 6       | 4      | 4       | 1      | 6       | 6      |               | 6      | 4       | 8      | 6       | 8      | 11            | 9       | 11     | 11         |    |
|               |         | 6      | 6       | 5      | 5       | 5      |               | 6      | 6       | 6      | 7       | 5      |               | 8       | 7      | 6          |    |
|               | 16      | 8      | 15      | 9      | 15      | 17     |               | 16     | 8       | 15     | 9       | 21     | 23            |         | 25     | 31         | 25 |
| 10            |         |        |         |        |         |        |               |        |         |        |         |        |               |         |        |            |    |
| 2             | 1       | 1      | 1       | 1      | 1       | 1      | 1             | 1      | 1       | 1      | 1       | 1      | 1             | 1       | 1      | 2          |    |
|               |         |        |         |        |         |        |               |        |         |        |         |        |               |         |        |            |    |
|               |         |        |         |        |         |        |               |        |         |        |         |        |               |         |        |            |    |
| X             | X       | X      | X       | X      | X       | X      |               |        |         |        |         |        |               |         |        |            |    |
| OPT           |         |        |         |        |         |        |               |        |         |        |         |        |               |         |        |            |    |
|               | OPT     | OPT    | OPT     | OPT    | OPT     | OPT    | X             | X      | X       | X      | X       | X      | X             | X       | X      | X          |    |
| X             | X       | X      | X       | X      | X       | X      | X             | X      | X       | X      | X       | X      | X             | X       | X      | X          |    |
| OPT           | OPT     | OPT    | OPT     | OPT    | OPT     | OPT    | OPT           | OPT    | OPT     | OPT    | OPT     | OPT    | OPT           | OPT     | OPT    | OPT        |    |
|               |         |        |         |        |         |        |               |        |         |        |         |        |               |         |        |            |    |
|               | OPT     | OPT    | OPT     | OPT    | OPT     | OPT    |               |        |         |        |         |        |               |         |        |            |    |
| X             |         |        |         |        |         |        |               |        |         |        |         |        |               |         |        |            |    |
|               | X       | X      | X       | X      | X       | X      |               |        |         |        |         |        |               |         |        |            |    |
|               |         |        |         |        |         |        |               |        |         |        |         |        | X             | X       | X      | X          |    |
|               |         |        |         |        |         |        | X             | X      | X       | X      | X       | X      | X             | X       | X      | X          |    |
|               |         |        |         |        |         |        |               |        |         |        |         |        |               |         |        |            |    |
| OPT           |         |        |         |        |         |        |               |        |         |        |         |        |               |         |        |            |    |
|               | OPT     | OPT    | OPT     | OPT    | OPT     | OPT    |               |        |         |        |         |        |               |         |        |            |    |
| X             | X       | X      | X       | X      | X       | X      |               |        |         |        |         |        |               |         |        |            |    |
|               |         |        |         |        |         |        | X             | X      | X       | X      | X       | X      | X             | X       | X      | X          |    |
|               |         |        |         |        |         |        |               |        |         |        |         |        |               |         |        |            |    |
| X             |         |        |         |        |         |        |               |        |         |        |         |        |               |         |        |            |    |
|               | X       | X      | X       | X      | X       | X      |               |        |         |        |         |        |               |         |        |            |    |
|               |         |        |         |        |         |        | X             | X      | X       | X      | X       | X      | X             | X       | X      | X          |    |





Your Nordic Authorized Dealer